

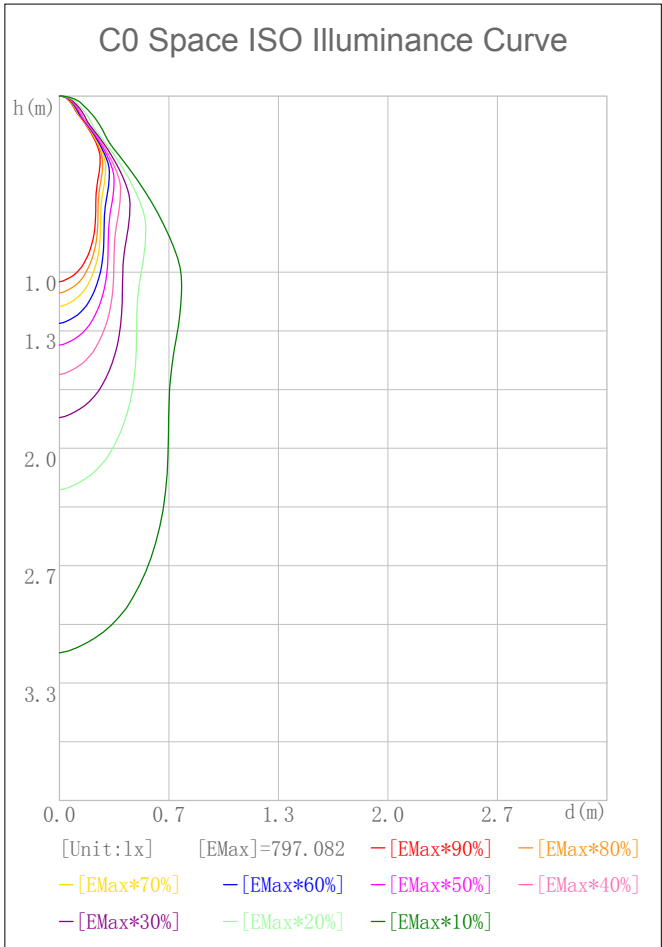
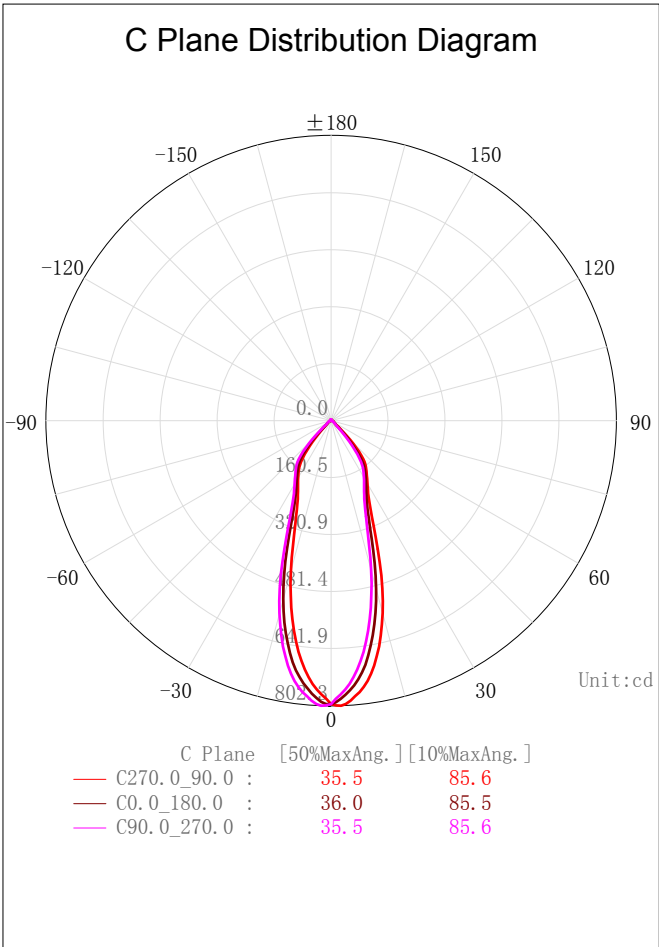
Indoor Luminaire Photometric Data

Description Information

Luminary Name: MD10-06-XX-02 2700K RA90 38D	Lum. Catalog:	Test ID: 01
Lamp Name:	Lamp Catalog: LED	Test Date: 2019/12/10
Manufacture: Shenzhen Norming Lighting Co., Ltd	Shld.Ang(°):	Test Machine:GON-2000
Test Lab: QUality peatment	Frequency (Hz):	Lamp CCT(K): Ra:
Lum. Size (W*L*H):0.050m*0.050m*0.450m	Lum. Area (m2):0.025	Lum. W(kg): 0.000
Test System: C, γ	Test Step: C=90.0 γ=1.0	Temp. (°C): 25
		Humidity(%): 50.0

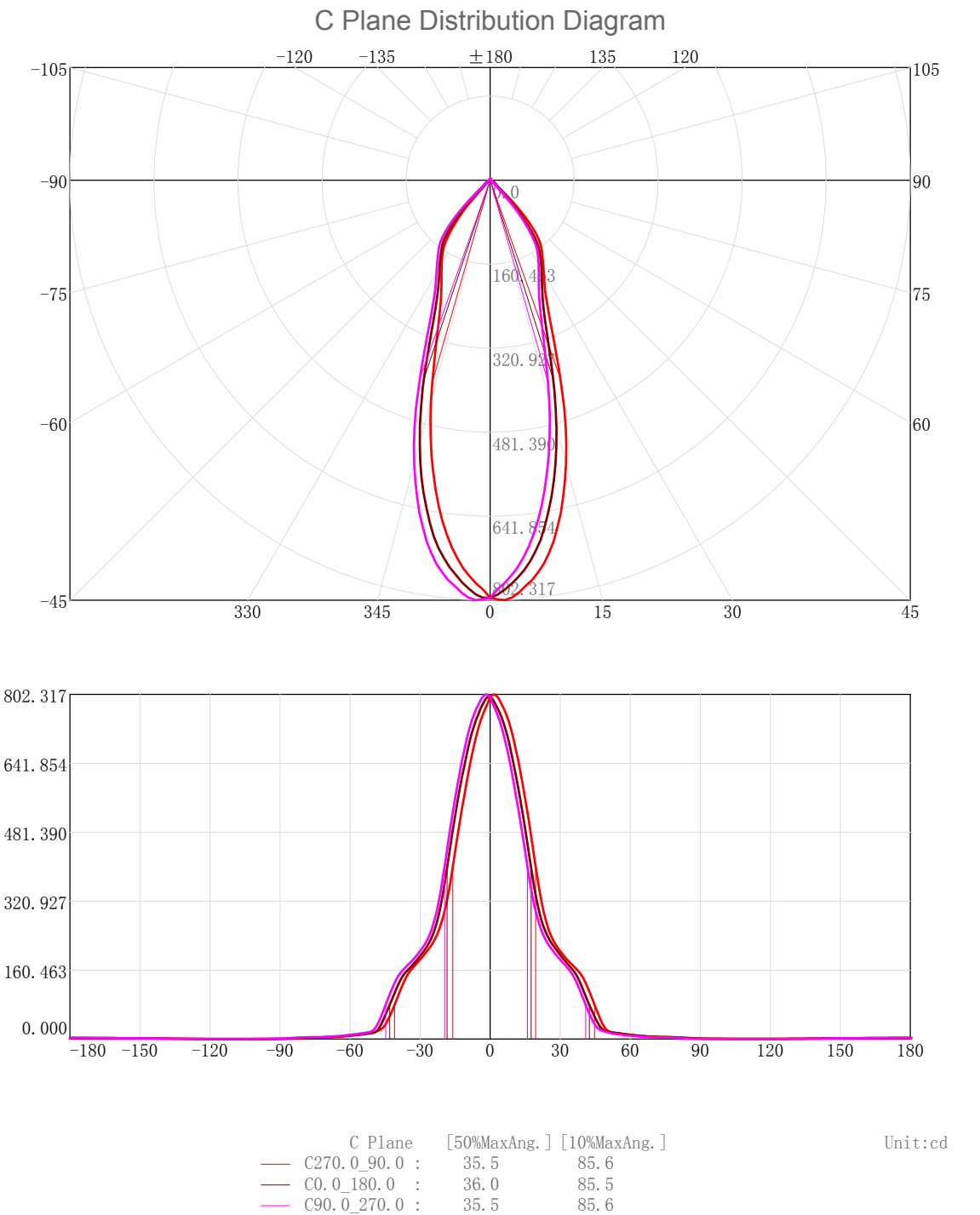
Character Parameter

Lamp Speciality Parameter	Luminaire Speciality Parameter	
Rated Flux(lm): 491.030	Luminary Flux(lm): 491.033	Field Angle(10%Imax): 85.6(°)
Rated Power(W):	Luminary Efficiency: 100.00%	Down Lumens&Percent: 484.996lm 98.77%
Rated Voltage(V):	Luminary EER(lm/W): 88.891	Up Lumens&Percent: 6.037lm 1.23%
Tested Power(W): 5.524	Max. Candela(cd): 802.317	S/MH: C0_a180=0.593 C90_270=0.588
Lamps' Inside: 1	Max Cand@Ang. (°): C=270.0 γ=2.0	CIE Type: Semi-Direct
Tested Electrics (V, A, pf):240.3, 0.026, 0.868	Beam Angle(50%Imax): 35.5(°)	ErP Φ use(90°): 441.102lm
Lamp Size(W*L*H):0.050m*0.050m*0.450m	Left=-16.0°, Right=19.5°	IRF(%): 364.879



2D Plane Light Intensity Distribution Curve

Lum. Name: MD10-06-XX-02 2700K RA90 38D	Lum. Catalog:	Test ID: 01
Lamp Name:	Lamp Catalog: LED	Test Lab: Quality peatment
Manufacture: Shenzhen Norming Lighting Co., Ltd	Test Machine:GON-2000	Test Date: 2019/12/10



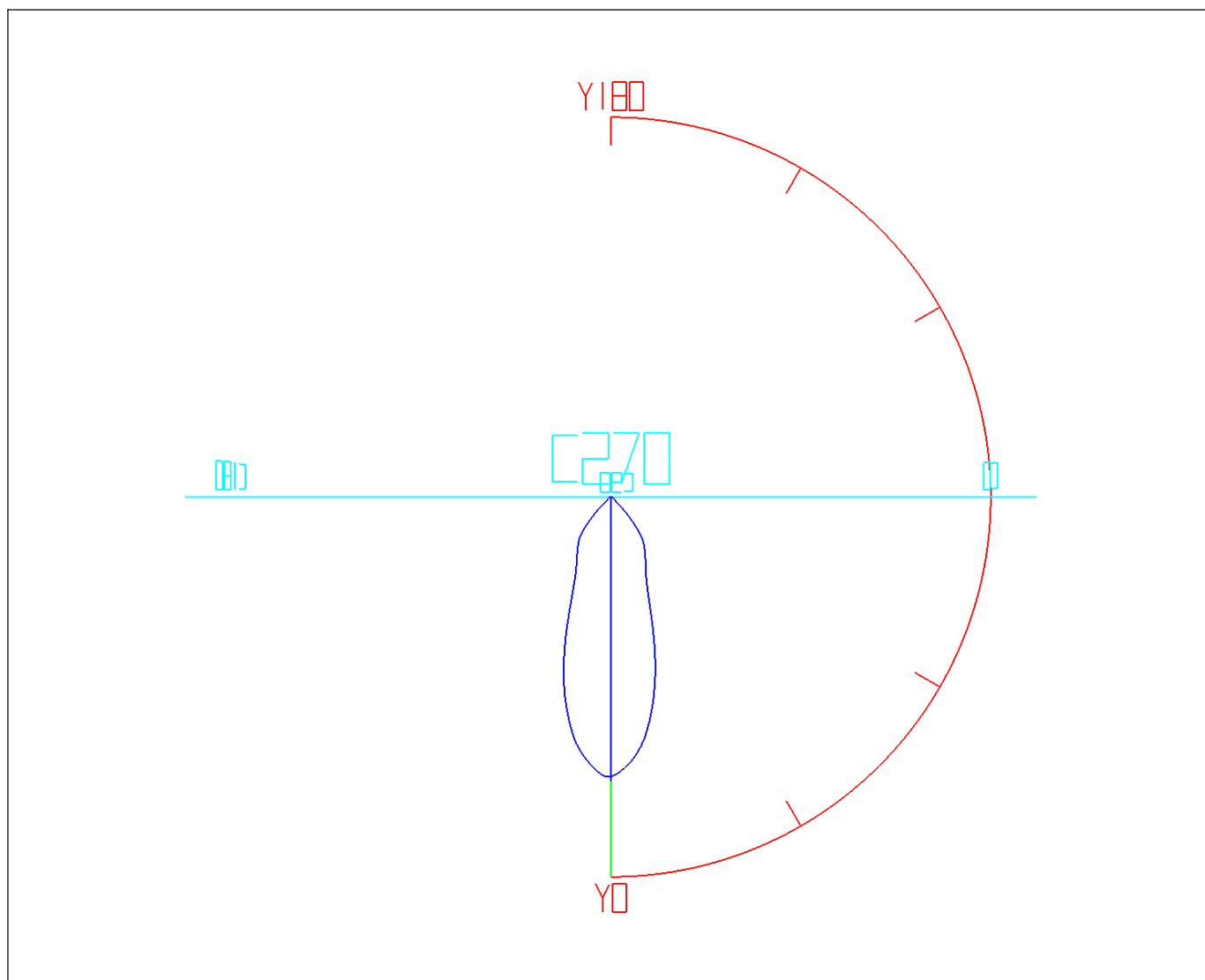
IES Indoor Report

Photometric Filename:MD10-06-XX-02 2700K RA90 38D.IES

3D Light Intensity Distribution Modal

Lum. Name: MD10-06-XX-02 2700K RA90 38D	Lum. Catalog:	Test ID: 01
Lamp Name:	Lamp Catalog: LED	Test Lab: Quality peatment
Manufacture: Shenzhen Norming Lighting Co., Ltd	Test Machine:GON-2000	Test Date: 2019/12/10

3D Light Intensity Distribution Modal



Curves: 3D Model — Fixture — Vert. HUD — Hori. HUD —
View Angles: Orient:0 Tilt:0 Roll:0 Spin:0

Zonal Flux Tabulation

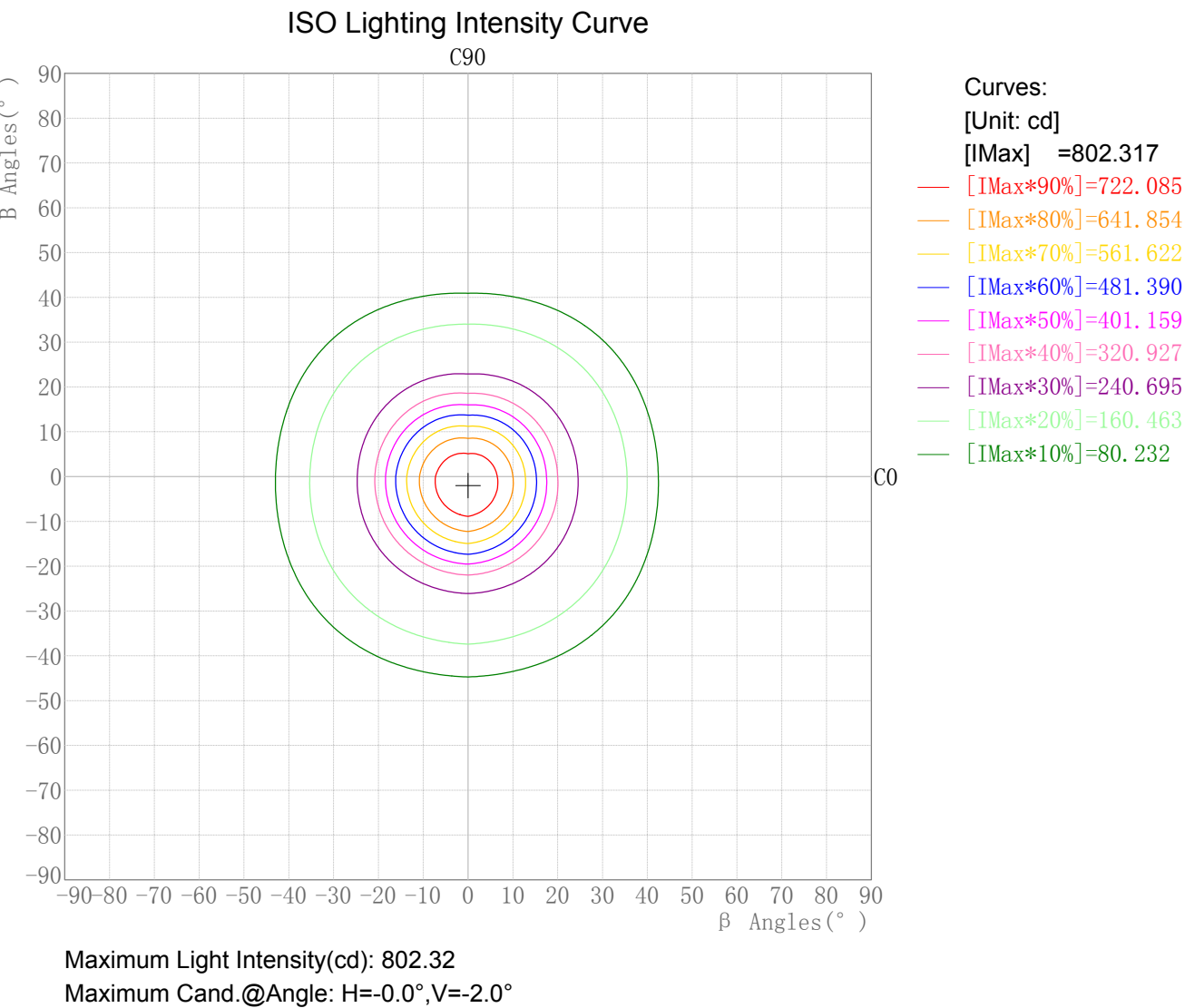
Zone(γ)	Zone Flux (lm)	Sums Flux (lm)	Zone%Lamp	Sums%Lamp	Zone(γ)	Zone Flux (lm)	Sums Flux (lm)	Zone%Lamp	Sums%Lamp
0.0-1.0	0.76	0.76	0.15	0.15	47.0-48.0	2.36	456.91	0.48	93.05
1.0-2.0	2.27	3.03	0.46	0.62	48.0-49.0	1.89	458.80	0.38	93.44
2.0-3.0	3.74	6.77	0.76	1.38	49.0-50.0	1.58	460.38	0.32	93.76
3.0-4.0	5.16	11.93	1.05	2.43	50.0-51.0	1.40	461.78	0.29	94.04
4.0-5.0	6.52	18.46	1.33	3.76	51.0-52.0	1.30	463.08	0.27	94.31
5.0-6.0	7.82	26.27	1.59	5.35	52.0-53.0	1.24	464.32	0.25	94.56
6.0-7.0	9.03	35.31	1.84	7.19	53.0-54.0	1.18	465.50	0.24	94.80
7.0-8.0	10.15	45.46	2.07	9.26	54.0-55.0	1.12	466.62	0.23	95.03
8.0-9.0	11.15	56.61	2.27	11.53	55.0-56.0	1.08	467.70	0.22	95.25
9.0-10.0	12.01	68.62	2.45	13.98	56.0-57.0	1.03	468.73	0.21	95.46
10.0-11.0	12.74	81.37	2.59	16.57	57.0-58.0	0.98	469.71	0.20	95.66
11.0-12.0	13.33	94.70	2.72	19.29	58.0-59.0	0.93	470.64	0.19	95.85
12.0-13.0	13.78	108.48	2.81	22.09	59.0-60.0	0.88	471.52	0.18	96.03
13.0-14.0	14.07	122.56	2.87	24.96	60.0-61.0	0.84	472.36	0.17	96.20
14.0-15.0	14.21	136.77	2.89	27.85	61.0-62.0	0.79	473.15	0.16	96.36
15.0-16.0	14.19	150.96	2.89	30.74	62.0-63.0	0.75	473.89	0.15	96.51
16.0-17.0	14.01	164.97	2.85	33.60	63.0-64.0	0.70	474.60	0.14	96.65
17.0-18.0	13.70	178.67	2.79	36.39	64.0-65.0	0.67	475.27	0.14	96.79
18.0-19.0	13.28	191.95	2.70	39.09	65.0-66.0	0.63	475.90	0.13	96.92
19.0-20.0	12.79	204.74	2.61	41.70	66.0-67.0	0.60	476.50	0.12	97.04
20.0-21.0	12.32	217.06	2.51	44.20	67.0-68.0	0.57	477.08	0.12	97.16
21.0-22.0	11.89	228.95	2.42	46.63	68.0-69.0	0.55	477.62	0.11	97.27
22.0-23.0	11.54	240.49	2.35	48.98	69.0-70.0	0.53	478.15	0.11	97.38
23.0-24.0	11.27	251.76	2.30	51.27	70.0-71.0	0.51	478.66	0.10	97.48
24.0-25.0	11.08	262.83	2.26	53.53	71.0-72.0	0.50	479.15	0.10	97.58
25.0-26.0	10.94	273.77	2.23	55.75	72.0-73.0	0.49	479.64	0.10	97.68
26.0-27.0	10.85	284.62	2.21	57.96	73.0-74.0	0.48	480.12	0.10	97.78
27.0-28.0	10.79	295.41	2.20	60.16	74.0-75.0	0.47	480.59	0.10	97.87
28.0-29.0	10.75	306.16	2.19	62.35	75.0-76.0	0.46	481.06	0.09	97.97
29.0-30.0	10.71	316.87	2.18	64.53	76.0-77.0	0.45	481.50	0.09	98.06
30.0-31.0	10.66	327.52	2.17	66.70	77.0-78.0	0.43	481.93	0.09	98.15
31.0-32.0	10.60	338.12	2.16	68.86	78.0-79.0	0.41	482.34	0.08	98.23
32.0-33.0	10.53	348.65	2.14	71.00	79.0-80.0	0.38	482.73	0.08	98.31
33.0-34.0	10.44	359.09	2.13	73.13	80.0-81.0	0.35	483.08	0.07	98.38
34.0-35.0	10.33	369.42	2.10	75.23	81.0-82.0	0.32	483.40	0.07	98.45
35.0-36.0	10.17	379.59	2.07	77.31	82.0-83.0	0.30	483.70	0.06	98.51
36.0-37.0	9.94	389.53	2.02	79.33	83.0-84.0	0.27	483.97	0.05	98.56
37.0-38.0	9.60	399.13	1.96	81.28	84.0-85.0	0.24	484.21	0.05	98.61
38.0-39.0	9.13	408.26	1.86	83.14	85.0-86.0	0.21	484.42	0.04	98.65
39.0-40.0	8.53	416.79	1.74	84.88	86.0-87.0	0.18	484.60	0.04	98.69
40.0-41.0	7.83	424.63	1.60	86.48	87.0-88.0	0.15	484.75	0.03	98.72
41.0-42.0	7.06	431.68	1.44	87.91	88.0-89.0	0.13	484.88	0.03	98.75
42.0-43.0	6.23	437.92	1.27	89.18	89.0-90.0	0.11	485.00	0.02	98.77
43.0-44.0	5.38	443.30	1.10	90.28	90.0-91.0	0.10	485.10	0.02	98.79
44.0-45.0	4.54	447.84	0.92	91.20	91.0-92.0	0.10	485.20	0.02	98.81
45.0-46.0	3.73	451.56	0.76	91.96	92.0-93.0	0.09	485.29	0.02	98.83
46.0-47.0	2.99	454.55	0.61	92.57	93.0-94.0	0.09	485.38	0.02	98.85

Zonal Flux Tabulation - (Cont.)

Zone(γ)	Zone Flux (lm)	Sums Flux (lm)	Zone%Lamp	Sums%Lamp	Zone(γ)	Zone Flux (lm)	Sums Flux (lm)	Zone%Lamp	Sums%Lamp
94.0-95.0	0.08	485.46	0.02	98.87	141.0-142.0	0.10	488.26	0.02	99.44
95.0-96.0	0.08	485.53	0.02	98.88	142.0-143.0	0.10	488.36	0.02	99.46
96.0-97.0	0.07	485.61	0.01	98.90	143.0-144.0	0.10	488.46	0.02	99.48
97.0-98.0	0.07	485.68	0.01	98.91	144.0-145.0	0.10	488.57	0.02	99.50
98.0-99.0	0.07	485.74	0.01	98.92	145.0-146.0	0.10	488.67	0.02	99.52
99.0-100.0	0.06	485.80	0.01	98.94	146.0-147.0	0.10	488.77	0.02	99.54
100.0-101.0	0.06	485.86	0.01	98.95	147.0-148.0	0.10	488.88	0.02	99.56
101.0-102.0	0.06	485.92	0.01	98.96	148.0-149.0	0.10	488.98	0.02	99.58
102.0-103.0	0.05	485.97	0.01	98.97	149.0-150.0	0.10	489.08	0.02	99.60
103.0-104.0	0.05	486.02	0.01	98.98	150.0-151.0	0.10	489.19	0.02	99.62
104.0-105.0	0.05	486.07	0.01	98.99	151.0-152.0	0.10	489.29	0.02	99.65
105.0-106.0	0.05	486.12	0.01	99.00	152.0-153.0	0.10	489.39	0.02	99.67
106.0-107.0	0.05	486.17	0.01	99.01	153.0-154.0	0.10	489.49	0.02	99.69
107.0-108.0	0.04	486.21	0.01	99.02	154.0-155.0	0.10	489.60	0.02	99.71
108.0-109.0	0.04	486.25	0.01	99.03	155.0-156.0	0.10	489.69	0.02	99.73
109.0-110.0	0.04	486.30	0.01	99.04	156.0-157.0	0.10	489.79	0.02	99.75
110.0-111.0	0.04	486.34	0.01	99.04	157.0-158.0	0.09	489.88	0.02	99.77
111.0-112.0	0.04	486.38	0.01	99.05	158.0-159.0	0.09	489.98	0.02	99.79
112.0-113.0	0.04	486.42	0.01	99.06	159.0-160.0	0.09	490.07	0.02	99.80
113.0-114.0	0.04	486.46	0.01	99.07	160.0-161.0	0.09	490.15	0.02	99.82
114.0-115.0	0.04	486.51	0.01	99.08	161.0-162.0	0.08	490.24	0.02	99.84
115.0-116.0	0.04	486.55	0.01	99.09	162.0-163.0	0.08	490.32	0.02	99.86
116.0-117.0	0.04	486.59	0.01	99.10	163.0-164.0	0.08	490.40	0.02	99.87
117.0-118.0	0.04	486.64	0.01	99.11	164.0-165.0	0.07	490.47	0.01	99.89
118.0-119.0	0.04	486.68	0.01	99.11	165.0-166.0	0.07	490.54	0.01	99.90
119.0-120.0	0.05	486.73	0.01	99.12	166.0-167.0	0.07	490.60	0.01	99.91
120.0-121.0	0.05	486.77	0.01	99.13	167.0-168.0	0.06	490.67	0.01	99.93
121.0-122.0	0.05	486.82	0.01	99.14	168.0-169.0	0.06	490.72	0.01	99.94
122.0-123.0	0.05	486.87	0.01	99.15	169.0-170.0	0.05	490.78	0.01	99.95
123.0-124.0	0.05	486.92	0.01	99.16	170.0-171.0	0.05	490.82	0.01	99.96
124.0-125.0	0.05	486.98	0.01	99.17	171.0-172.0	0.04	490.87	0.01	99.97
125.0-126.0	0.05	487.03	0.01	99.19	172.0-173.0	0.04	490.90	0.01	99.97
126.0-127.0	0.06	487.09	0.01	99.20	173.0-174.0	0.03	490.94	0.01	99.98
127.0-128.0	0.06	487.15	0.01	99.21	174.0-175.0	0.03	490.97	0.01	99.99
128.0-129.0	0.06	487.21	0.01	99.22	175.0-176.0	0.02	490.99	0.00	99.99
129.0-130.0	0.06	487.27	0.01	99.23	176.0-177.0	0.02	491.01	0.00	100.00
130.0-131.0	0.07	487.34	0.01	99.25	177.0-178.0	0.01	491.02	0.00	100.00
131.0-132.0	0.07	487.41	0.01	99.26	178.0-179.0	0.01	491.03	0.00	100.00
132.0-133.0	0.07	487.48	0.01	99.28	179.0-180.0	0.00	491.03	0.00	100.00
133.0-134.0	0.08	487.56	0.02	99.29					
134.0-135.0	0.08	487.64	0.02	99.31					
135.0-136.0	0.08	487.72	0.02	99.33					
136.0-137.0	0.08	487.80	0.02	99.34					
137.0-138.0	0.09	487.89	0.02	99.36					
138.0-139.0	0.09	487.98	0.02	99.38					
139.0-140.0	0.09	488.07	0.02	99.40					
140.0-141.0	0.09	488.17	0.02	99.42					

Rectangle ISO Lighting Intensity Diagram

Lum. Name: MD10-06-XX-02 2700K RA90 38D	Lum. Catalog:	Test ID: 01
Lamp Name:	Lamp Catalog: LED	Test Lab: Quality peatment
Manufacture: Shenzhen Norming Lighting Co., Ltd	Test Machine:GON-2000	Test Date: 2019/12/10



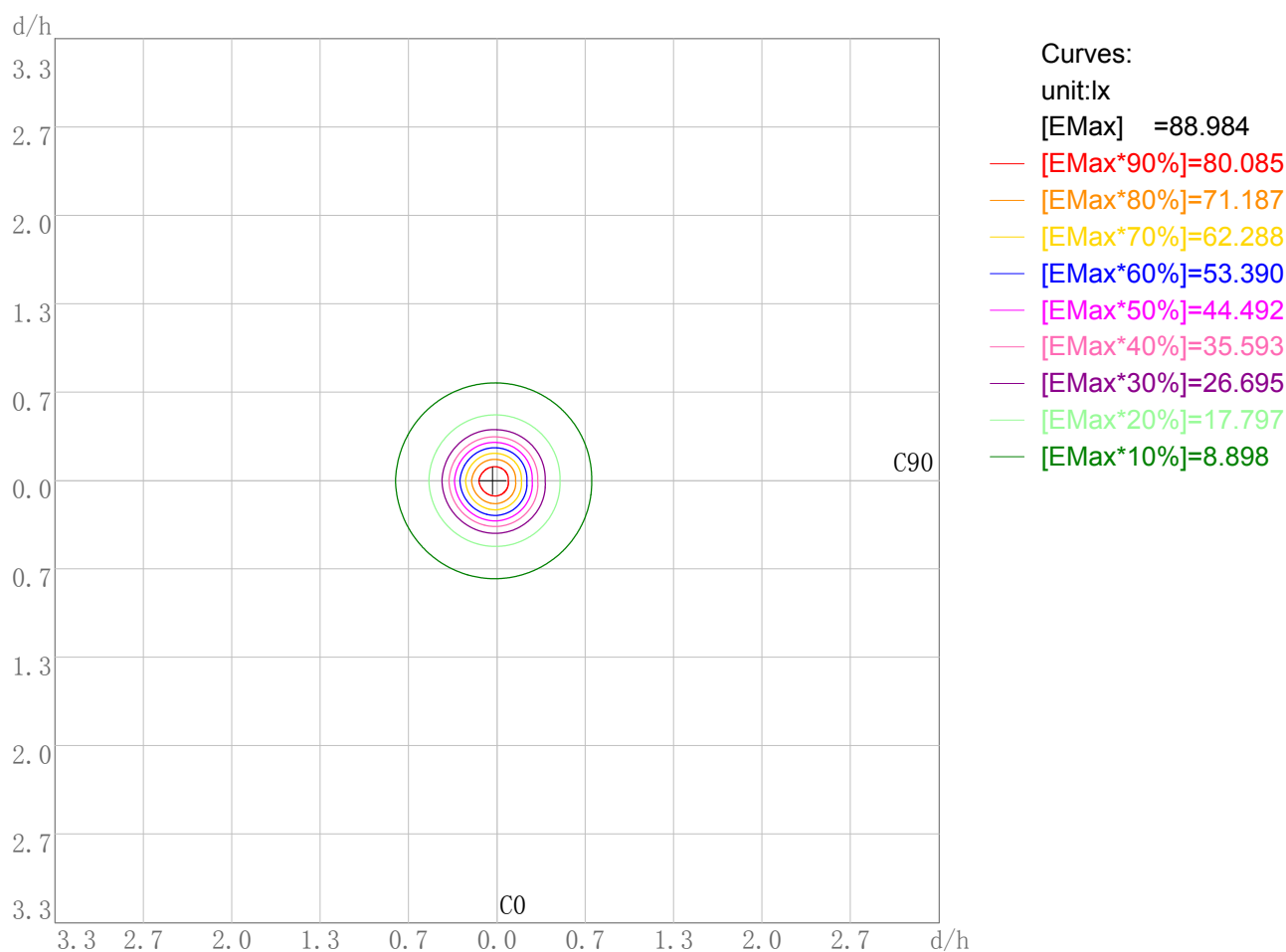
IES Indoor Report

Photometric Filename:MD10-06-XX-02 2700K RA90 38D.IES

Plane ISO-Illuminance Diagram

Lum. Name: MD10-06-XX-02 2700K RA90 38D	Lum. Catalog:	Test ID: 01
Lamp Name:	Lamp Catalog: LED	Test Lab: Quality peatment
Manufacture: Shenzhen Norming Lighting Co., Ltd	Test Machine:GON-2000	Test Date: 2019/12/10

Plane ISO-Illuminance Curve



Working Plane Luminaire Mounting Height(m): 3.00

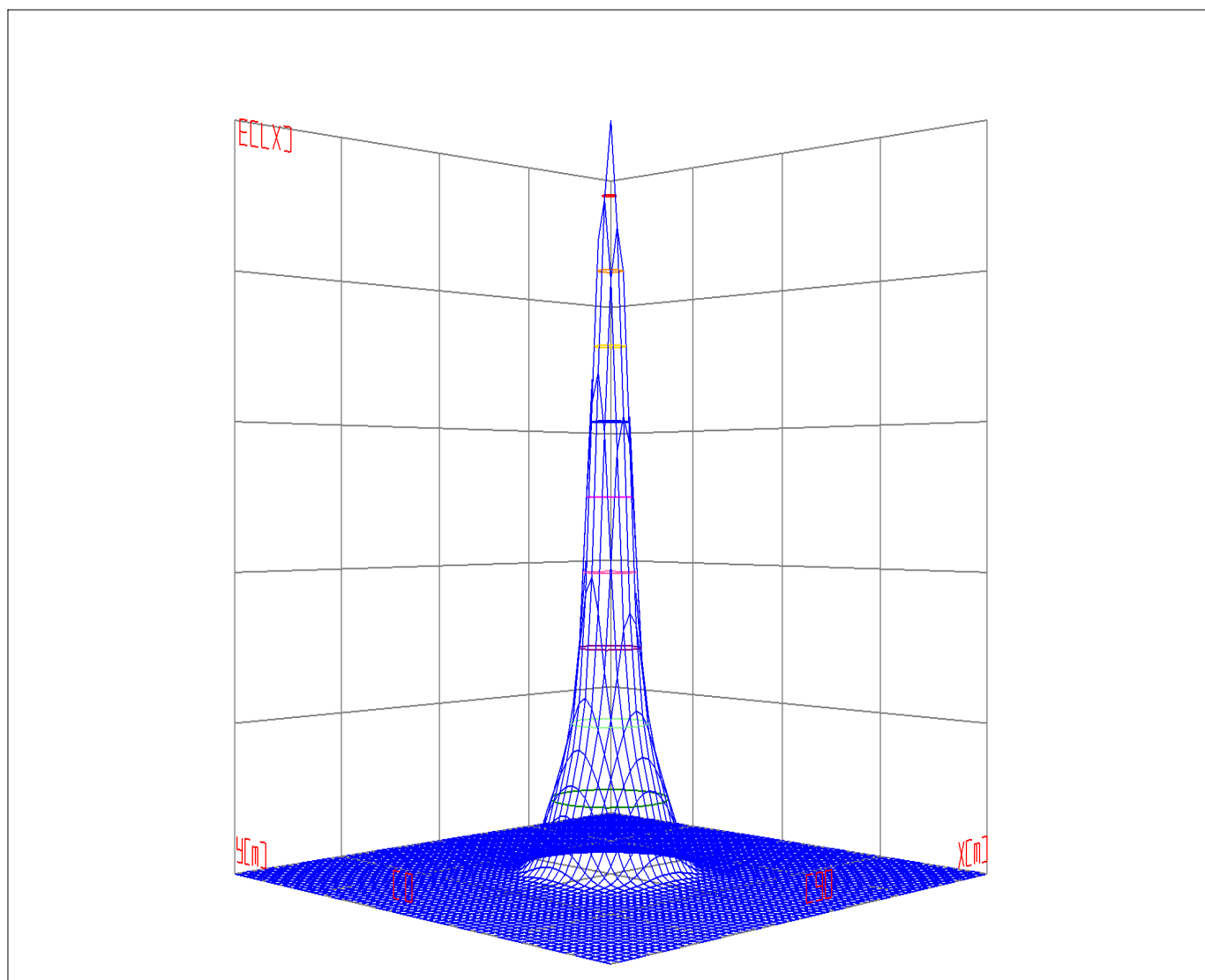
Working Plane Maximum Illuminance(lx): 88.98

Working Plane Maximum Illuminance Position(d/h):H-0.0 V-0.0

3D Plane ISO Illuminance Diagram

Lum. Name: MD10-06-XX-02 2700K RA90 38D	Lum. Catalog:	Test ID: 01
Lamp Name:	Lamp Catalog: LED	Test Lab: Quality peatment
Manufacture: Shenzhen Norming Lighting Co., Ltd	Test Machine:GON-2000	Test Date: 2019/12/10

3D Plane Illuminance Modal

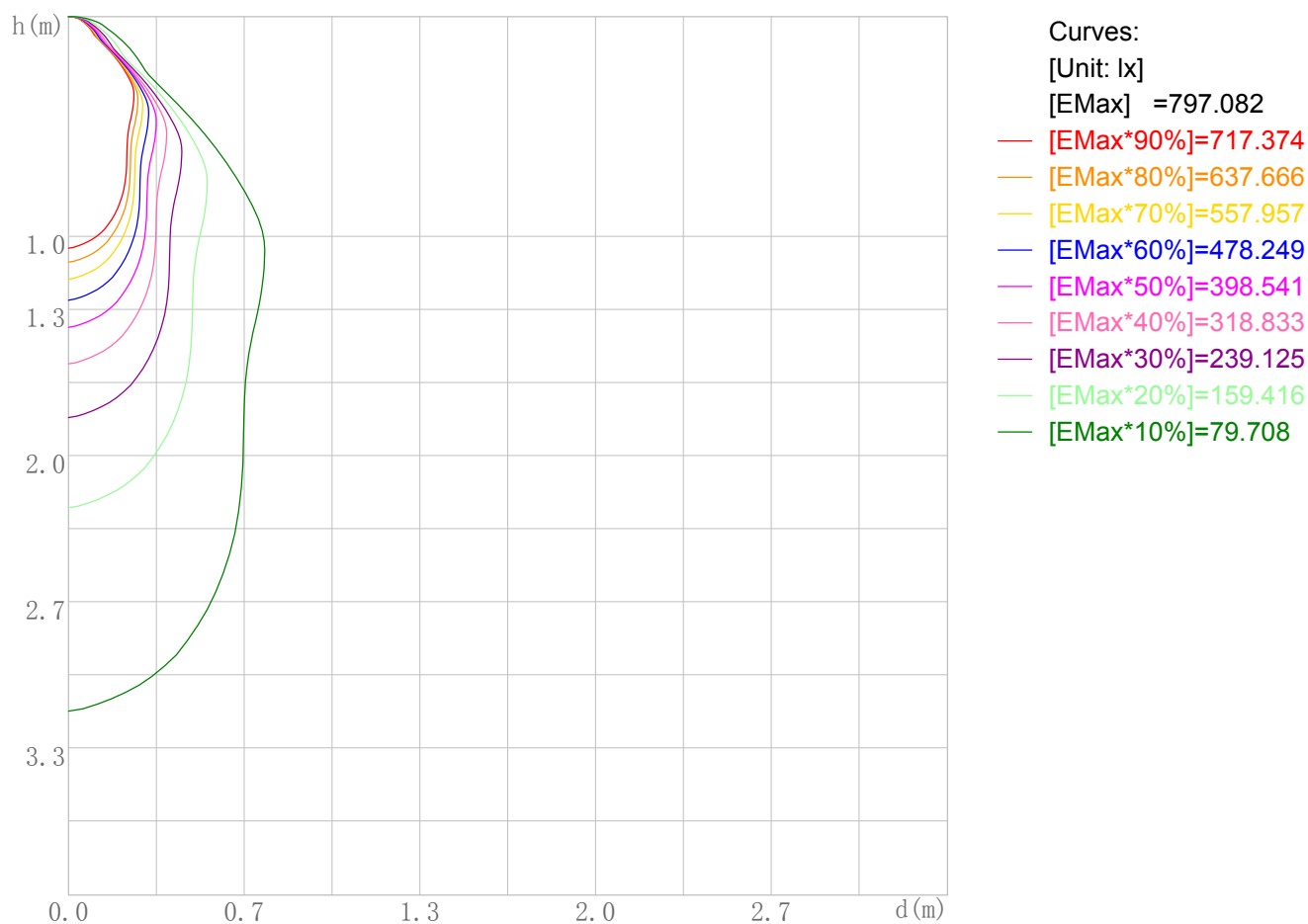


Curves: 3D Model — 90% — 80% — 70% — 60% — 50% — 40% — 30% — 20% — 10% —
 View Angles(deg): 0 Height(m): 3.0 Distance(m): 10.0

Space ISO Illuminance Diagram

Lum. Name: MD10-06-XX-02 2700K RA90 38D	Lum. Catalog:	Test ID: 01
Lamp Name:	Lamp Catalog: LED	Test Lab: Quality peatment
Manufacture: Shenzhen Norming Lighting Co., Ltd	Test Machine:GON-2000	Test Date: 2019/12/10

Space ISO Illuminance Curve



Space Plane Maximum Illuminance and @Angle:797.08lx,0.0deg
Plane Maximum Lighting Intensity and @Angle:797.082cd,0deg

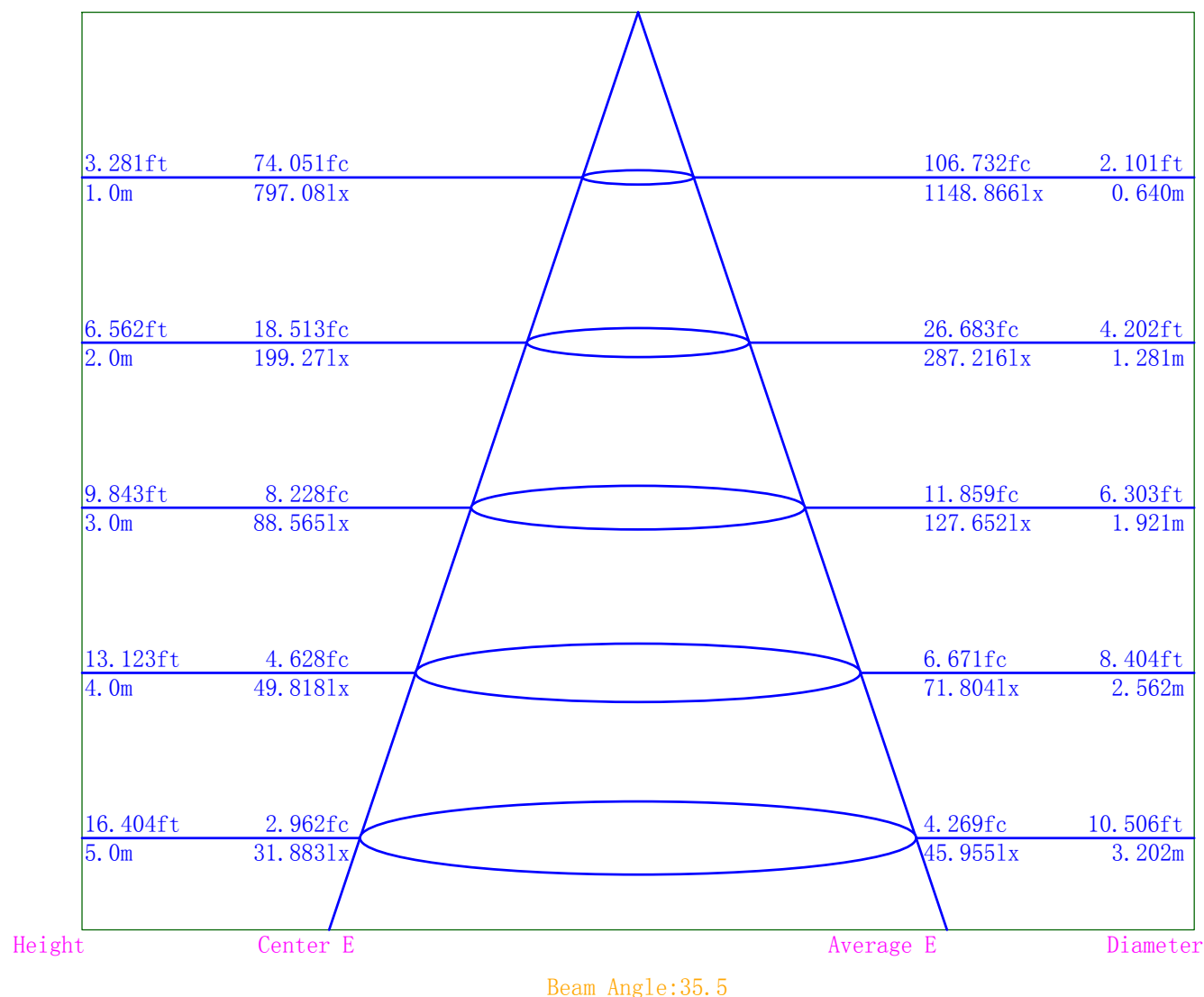
IES Indoor Report

Photometric Filename:MD10-06-XX-02 2700K RA90 38D.IES

Illuminance-Distance Diagram

Lum. Name: MD10-06-XX-02 2700K RA90 38D	Lum. Catalog:	Test ID: 01
Lamp Name:	Lamp Catalog: LED	Test Lab: Quality peatment
Manufacture: Shenzhen Norming Lighting Co., Ltd	Test Machine:GON-2000	Test Date: 2019/12/10

Illuminance-Distance Curve



IES Indoor Report

Photometric Filename:MD10-06-XX-02 2700K RA90 38D.IES

Indoor Luminance Limiting Curves

Lum. Name: MD10-06-XX-02 2700K RA90 38D	Lum. Catalog:	Test ID: 01
Lamp Name:	Lamp Catalog: LED	Test Lab: Quality peatment
Manufacture: Shenzhen Norming Lighting Co., Ltd	Test Machine:GON-2000	Test Date: 2019/12/10

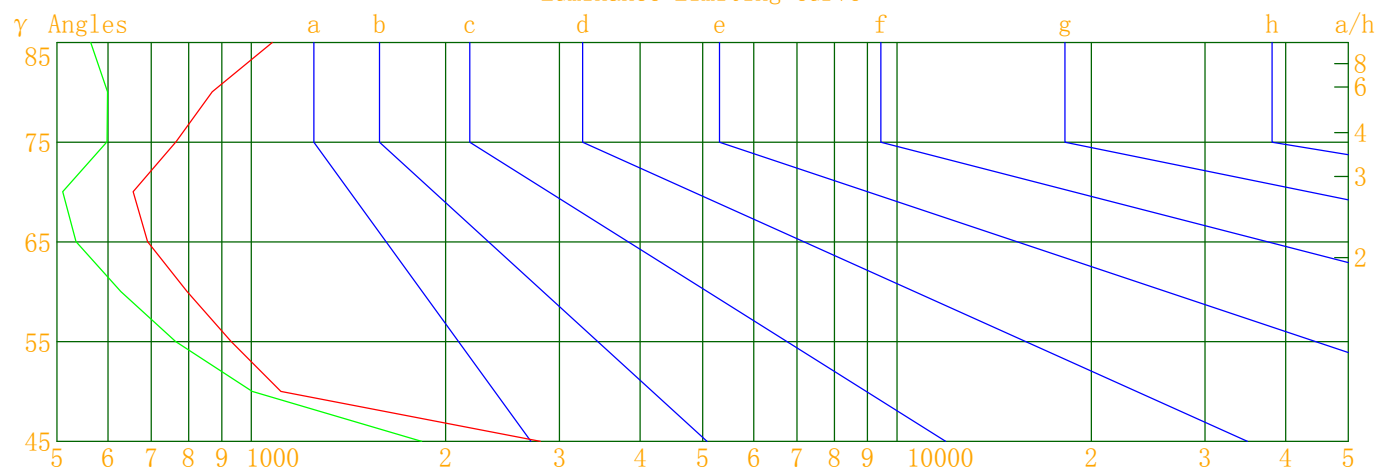
Glare Grade Table

GI	Quality	Using Illuminance							
1.15	A	2000	1000	500	≤ 300				
1.5	B		2000	1000	500	≤ 300			
1.85	C			2000	1000	500	≤ 300		
2.2	D				2000	1000	500	≤ 300	
2.55	E	a				2000	1000	500	≤ 300
			b	c	d	e	f	g	h

Luminance Table

Gama(deg)	45	50	55	60	65	70	75	80	85
C0	2803	1111	931	795	691	656	764	870	1078
C90	1835	1004	763	628	535	510	598	599	564

Luminance Limiting Curve



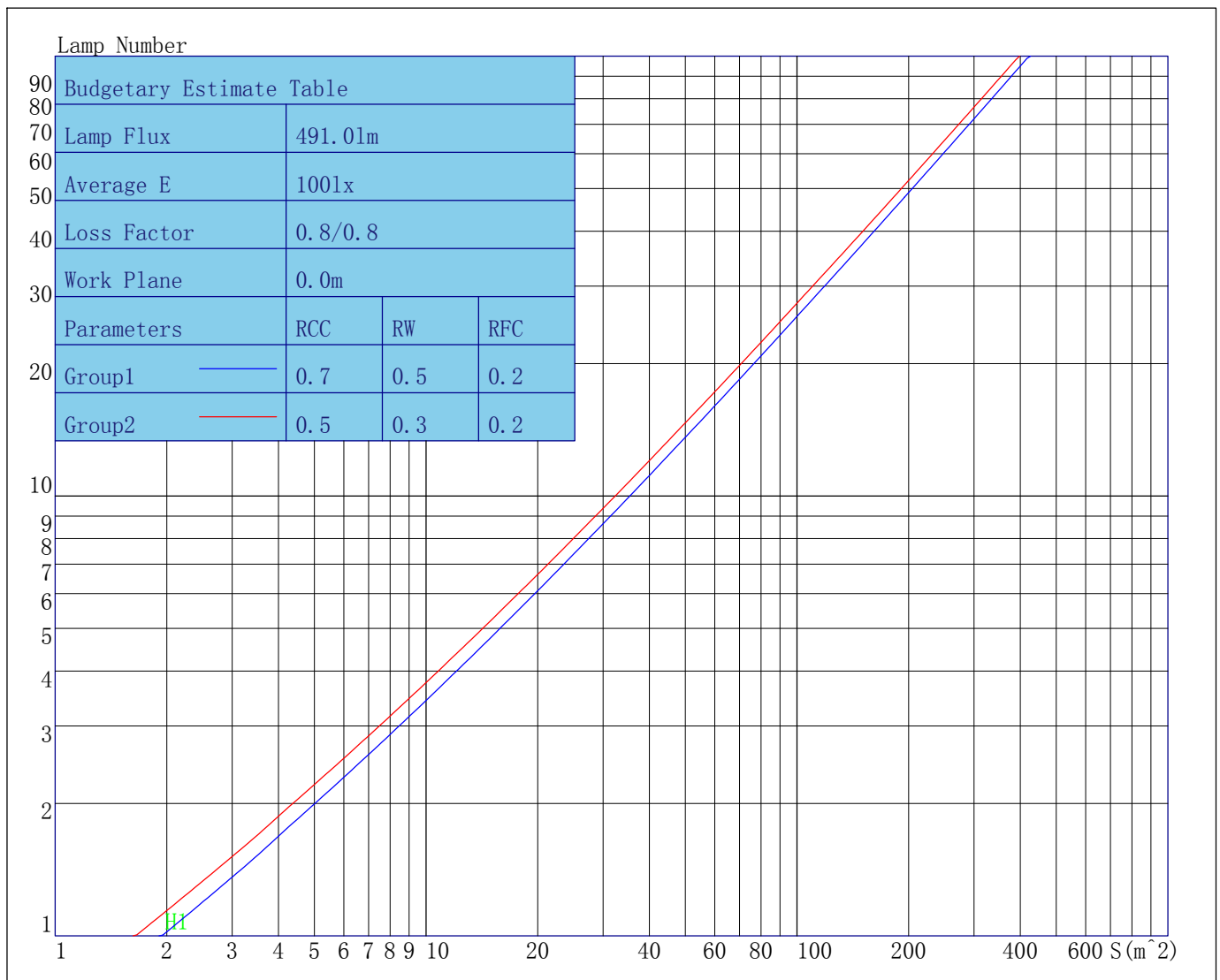
Luminous Size: Length(m)=0.050 Width(m)=0.050 Height(m)=0.450 Area(m²)=0.025000
Luminous Type: Without Luminous Side
Luminous Curves: C0-C180 Color: — C90-C270 Color: —

IES Indoor Report

Photometric Filename:MD10-06-XX-02 2700K RA90 38D.IES

Indoor Budgetary Estimate Table

Lum. Name: MD10-06-XX-02 2700K RA90 38D	Lum. Catalog:	Test ID: 01
Lamp Name:	Lamp Catalog: LED	Test Lab: Quality peatment
Manufacture: Shenzhen Norming Lighting Co., Ltd	Test Machine:GON-2000	Test Date: 2019/12/10



Parameters1: Rhocc = 0.7 Rhow = 0.5 Rhofc = 0.2 LLF = 0.8
Parameters2: Rhocc = 0.5 Rhow = 0.3 Rhofc = 0.2 LLF = 0.8
Average Illuminance(lx): 100 Cavity Height: H1(m) = 2

Indoor Coefficient of Utilization Table

Table with 3 columns: Lum. Name, Lum. Catalog, Test ID; Lamp Name, Lamp Catalog, Test Lab; Manufacture, Test Machine, Test Date.

Table with 7 columns: Coef., Effective Floor Cavity Reflectance RFC=0.20, RhoCC (%), RhoW (%), RCR, Coefficient of Utilization(%), and numerical values for RCR 0-10.

Unified Glare Rating Table

Table with 3 columns: Lum. Name, Lum. Catalog, Test ID; Lamp Name, Lamp Catalog, Test Lab; Manufacture, Test Machine, Test Date.

Unified Glare Rating Table

Table with 11 columns for room dimensions and UGR values. Includes sections for variations with observer position and reduced UGR table.

to the CIE Pub.117, data has been corrected, refers to the lamp's lumens 8.2flm.

Candela Tabulation

V/H	C0.0	C90.0	C180.0	C270.0
γ 0.0	797.08	797.08	797.08	797.08
γ 1.0	791.89	781.97	797.39	800.66
γ 2.0	782.66	770.41	791.26	802.32
γ 3.0	772.20	757.02	781.01	797.87
γ 4.0	760.30	742.10	769.83	789.19
γ 5.0	747.50	724.07	756.04	777.76
γ 6.0	731.64	703.78	742.90	767.73
γ 7.0	713.21	680.86	726.60	753.98
γ 8.0	693.51	656.54	709.26	739.25
γ 9.0	668.01	629.08	688.22	720.07
γ 10.0	642.12	600.20	663.57	699.44
γ 11.0	614.88	568.60	637.49	674.35
γ 12.0	585.49	537.87	611.15	649.30
γ 13.0	554.74	504.04	582.50	620.13
γ 14.0	522.86	471.39	552.05	590.73
γ 15.0	489.72	436.20	518.76	559.88
γ 16.0	454.51	400.70	486.31	528.02
γ 17.0	418.93	366.26	450.62	493.68
γ 18.0	383.65	335.99	415.77	457.92
γ 19.0	350.08	309.33	379.77	419.98
γ 20.0	320.85	287.10	345.04	384.05
γ 21.0	296.36	268.25	314.53	349.85
γ 22.0	275.80	252.51	289.31	320.01
γ 23.0	259.89	239.36	267.85	294.41
γ 24.0	246.60	229.33	250.73	273.90
γ 25.0	235.59	219.76	236.80	255.88
γ 26.0	226.12	212.06	225.64	241.90
γ 27.0	218.01	204.52	216.04	229.82
γ 28.0	210.34	197.88	207.46	220.50
γ 29.0	203.17	191.26	200.21	212.04
γ 30.0	196.07	185.30	193.40	204.87
γ 31.0	189.26	178.80	186.31	198.02
γ 32.0	182.63	173.02	180.27	191.68
γ 33.0	176.20	166.84	174.07	184.96
γ 34.0	169.88	160.54	168.03	179.37
γ 35.0	163.78	152.83	162.19	173.71
γ 36.0	156.98	143.39	156.80	168.09
γ 37.0	148.71	132.29	149.97	162.69
γ 38.0	138.33	119.89	141.56	156.99
γ 39.0	125.90	106.25	130.87	149.94
γ 40.0	112.65	92.71	119.19	141.08
γ 41.0	99.20	79.06	106.08	130.10
γ 42.0	85.99	65.77	93.08	117.69
γ 43.0	73.37	53.04	79.94	104.00
γ 44.0	61.15	41.72	66.98	90.21
γ 45.0	49.56	32.44	54.09	76.17
γ 46.0	38.76	26.01	41.83	62.32

Candela Tabulation - (Cont.)

V/H	C0.0	C90.0	C180.0	C270.0
γ 47.0	29.64	22.04	30.66	49.19
γ 48.0	23.32	19.51	22.19	37.15
γ 49.0	19.61	17.65	16.93	27.43
γ 50.0	17.86	16.13	14.69	20.99
γ 51.0	16.79	14.80	13.83	17.57
γ 52.0	15.80	13.60	13.11	16.11
γ 53.0	14.93	12.58	12.39	15.20
γ 54.0	14.12	11.64	11.74	14.33
γ 55.0	13.35	10.94	11.11	13.56
γ 56.0	12.63	10.31	10.52	12.85
γ 57.0	11.95	9.66	9.92	12.13
γ 58.0	11.27	9.04	9.38	11.48
γ 59.0	10.57	8.42	8.76	10.82
γ 60.0	9.94	7.85	8.23	10.21
γ 61.0	9.31	7.30	7.66	9.55
γ 62.0	8.74	6.84	7.15	8.94
γ 63.0	8.23	6.39	6.66	8.34
γ 64.0	7.75	6.02	6.26	7.79
γ 65.0	7.30	5.66	5.88	7.31
γ 66.0	6.89	5.34	5.53	6.90
γ 67.0	6.51	5.02	5.22	6.49
γ 68.0	6.17	4.78	4.93	6.16
γ 69.0	5.85	4.53	4.69	5.83
γ 70.0	5.61	4.36	4.49	5.57
γ 71.0	5.42	4.28	4.33	5.28
γ 72.0	5.31	4.18	4.26	5.06
γ 73.0	5.18	4.15	4.24	4.89
γ 74.0	5.10	4.03	4.19	4.81
γ 75.0	4.95	3.87	4.14	4.74
γ 76.0	4.76	3.67	4.03	4.76
γ 77.0	4.49	3.46	3.83	4.64
γ 78.0	4.32	3.14	3.67	4.57
γ 79.0	3.96	2.95	3.44	4.40
γ 80.0	3.78	2.60	3.12	4.18
γ 81.0	3.37	2.28	2.89	3.91
γ 82.0	3.14	2.08	2.60	3.69
γ 83.0	2.88	1.83	2.38	3.34
γ 84.0	2.62	1.58	2.12	3.04
γ 85.0	2.35	1.23	1.90	2.73
γ 86.0	1.99	0.99	1.65	2.51
γ 87.0	1.71	0.67	1.39	2.21
γ 88.0	1.36	0.63	1.11	1.97
γ 89.0	1.27	0.58	0.82	1.71
γ 90.0	1.21	0.53	0.72	1.47
γ 91.0	1.15	0.50	0.67	1.32
γ 92.0	1.09	0.45	0.63	1.26
γ 93.0	1.05	0.43	0.59	1.20

Candela Tabulation - (Cont.)

V/H	C0.0	C90.0	C180.0	C270.0
γ 94.0	0.99	0.40	0.54	1.14
γ 95.0	0.95	0.36	0.51	1.09
γ 96.0	0.91	0.34	0.47	1.03
γ 97.0	0.87	0.31	0.45	0.99
γ 98.0	0.82	0.28	0.41	0.94
γ 99.0	0.79	0.26	0.40	0.90
γ 100.0	0.76	0.25	0.36	0.87
γ 101.0	0.73	0.23	0.34	0.82
γ 102.0	0.70	0.22	0.32	0.80
γ 103.0	0.68	0.20	0.31	0.75
γ 104.0	0.65	0.20	0.31	0.73
γ 105.0	0.63	0.19	0.29	0.70
γ 106.0	0.62	0.19	0.28	0.68
γ 107.0	0.60	0.18	0.28	0.67
γ 108.0	0.58	0.18	0.27	0.64
γ 109.0	0.57	0.19	0.27	0.63
γ 110.0	0.56	0.19	0.27	0.63
γ 111.0	0.56	0.19	0.28	0.61
γ 112.0	0.56	0.20	0.29	0.61
γ 113.0	0.55	0.20	0.29	0.61
γ 114.0	0.56	0.21	0.31	0.61
γ 115.0	0.55	0.22	0.31	0.61
γ 116.0	0.55	0.24	0.34	0.61
γ 117.0	0.57	0.25	0.35	0.62
γ 118.0	0.56	0.27	0.37	0.62
γ 119.0	0.57	0.28	0.39	0.64
γ 120.0	0.58	0.30	0.42	0.65
γ 121.0	0.61	0.33	0.44	0.65
γ 122.0	0.62	0.36	0.46	0.67
γ 123.0	0.64	0.38	0.49	0.69
γ 124.0	0.66	0.42	0.52	0.71
γ 125.0	0.67	0.44	0.54	0.74
γ 126.0	0.71	0.47	0.58	0.76
γ 127.0	0.73	0.52	0.63	0.78
γ 128.0	0.76	0.56	0.66	0.82
γ 129.0	0.81	0.61	0.72	0.84
γ 130.0	0.84	0.66	0.76	0.88
γ 131.0	0.89	0.70	0.81	0.92
γ 132.0	0.93	0.76	0.85	0.96
γ 133.0	0.98	0.82	0.91	1.01
γ 134.0	1.03	0.88	0.96	1.04
γ 135.0	1.08	0.94	1.02	1.09
γ 136.0	1.14	1.00	1.08	1.15
γ 137.0	1.20	1.06	1.14	1.20
γ 138.0	1.25	1.12	1.21	1.25
γ 139.0	1.31	1.18	1.27	1.30
γ 140.0	1.37	1.25	1.33	1.36

IES Indoor Report

Photometric Filename:MD10-06-XX-02 2700K RA90 38D.IES

Candela Tabulation - (Cont.)

V/H	C0.0	C90.0	C180.0	C270.0
γ 141.0	1.43	1.31	1.40	1.42
γ 142.0	1.49	1.37	1.46	1.49
γ 143.0	1.54	1.43	1.52	1.54
γ 144.0	1.60	1.50	1.58	1.60
γ 145.0	1.66	1.55	1.65	1.66
γ 146.0	1.71	1.61	1.70	1.71
γ 147.0	1.77	1.65	1.75	1.77
γ 148.0	1.82	1.71	1.81	1.81
γ 149.0	1.87	1.77	1.87	1.87
γ 150.0	1.92	1.82	1.92	1.92
γ 151.0	1.98	1.87	1.97	1.97
γ 152.0	2.03	1.92	2.03	2.03
γ 153.0	2.08	1.97	2.07	2.07
γ 154.0	2.13	2.03	2.12	2.11
γ 155.0	2.18	2.06	2.17	2.16
γ 156.0	2.21	2.11	2.22	2.20
γ 157.0	2.26	2.17	2.26	2.25
γ 158.0	2.31	2.20	2.31	2.29
γ 159.0	2.35	2.24	2.36	2.33
γ 160.0	2.38	2.28	2.40	2.36
γ 161.0	2.43	2.33	2.43	2.40
γ 162.0	2.46	2.36	2.46	2.44
γ 163.0	2.50	2.38	2.50	2.46
γ 164.0	2.53	2.41	2.53	2.49
γ 165.0	2.57	2.44	2.55	2.53
γ 166.0	2.58	2.48	2.59	2.55
γ 167.0	2.62	2.49	2.61	2.57
γ 168.0	2.63	2.52	2.62	2.59
γ 169.0	2.67	2.54	2.64	2.61
γ 170.0	2.68	2.56	2.67	2.63
γ 171.0	2.71	2.59	2.69	2.65
γ 172.0	2.72	2.61	2.70	2.66
γ 173.0	2.75	2.62	2.72	2.69
γ 174.0	2.77	2.65	2.73	2.70
γ 175.0	2.79	2.67	2.75	2.71
γ 176.0	2.82	2.68	2.78	2.74
γ 177.0	2.83	2.69	2.79	2.75
γ 178.0	2.83	2.70	2.81	2.78
γ 179.0	2.83	2.71	2.82	2.77
γ 180.0	2.80	2.80	2.80	2.80